

DEMOGRAPHIC CHARACTERISTICS						
Population	2000	Present Year	2017			
		2012				
<b>Population by Age Group</b>						
Under - 19	16,721	16,898	17,779			
20 - 34	11,373	12,618	13,151			
35 - 54	18,215	18,330	18,477			
55 - 74	7,176	12,704	14,930			
75 - Older	2,150	3,803	4,217			
<b>Total:</b>	<b>55,635</b>	<b>64,355</b>	<b>68,553</b>			
<b>% Distribution by Age Group</b>						
Under - 19	30.10%	26.30%	26.00%			
20 - 34	20.40%	19.60%	19.20%			
35 - 54	32.70%	28.40%	27.00%			
55 - 74	12.90%	19.70%	21.70%			
75 - Older	3.90%	5.90%	6.20%			
Median Age	34.7	38.2	38.7			
<b>Households</b>						
Number	20,793	25,393	26,852			
Median Household Income	\$56,494	\$61,622	\$67,772			
Average Household Income	\$67,950	\$78,911	\$86,925			
<b>Household Income Distribution</b>						
Under - \$35,000	5,491	5,822	3,233			
\$35,001 - \$50,000	3,312	3,471	2,946			
\$50,001 - \$75,000	5,350	5,944	7,443			
\$75,001 - Above	6,604	10,156	11,890			
	2008	2009	2010	2011	2012	
Net Migration Last Five Years Available (Tarrant County)	2.3	2.2	1.4	2.1	1.8	
<b>Workforce Education Attainment (25 + Years of Age)</b>						
	Percentage %					
Under - 12th grade	5.00%					
High school graduate (includes equivalency)	26.90%					
Some College, no degree	28.10%					
Associate Degrees	7.50%					
<b>Subtotal:</b>	<b>67.50%</b>					
<b>College Graduates</b>						
Bachelor's degree	25.80%					
Graduate or professional degree	6.70%					
<b>Total:</b>	<b>32.50%</b>					

Source

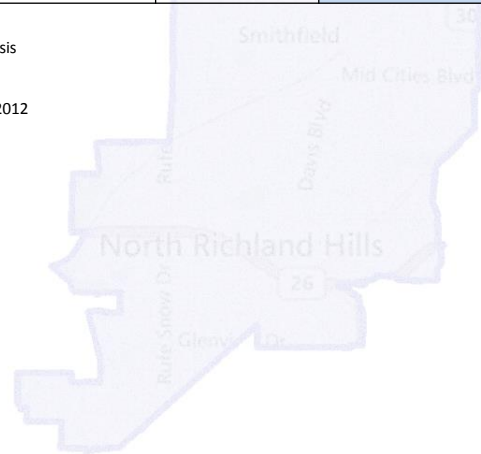
U.S. Census Bureau, 2010 American Community Survey

U.S. Census Bureau, Census 2010 data, ESRI forecasts for 2012 & 2017

LABOR FORCE CHARACTERISTICS								
Civilian Labor Force	2007	2008	2009	2010	2011	2012	2013 Q1	
Unemployment Rate (for month & year use most recent information available and seasonally adjusted annual average)	3.8	4.4	6.0	7.2	7.0	5.9	5.3	
Non-Agricultural Employment Reported by Place of Work	Total Number Employed				% of Total Employed Persons			
	2000	2010	2012	5 Year Projection	2000	2010	2012	5 Year Projection
Mining	86	97	380	332	0.30%	0.30%	1.10%	1.00%
Construction	1,940	2,264	2,968	2,267	6.40%	7%	8.90%	6.80%
Manufacturing	3,533	2,814	2,796	3,287	11.70%	8.70%	8.40%	9.90%
Transportation & Public Utilities	3,065	2,975	2,167	2,752	10.20%	9.20%	6.50%	8.30%
Wholesale Trade	1,356	1,229	1,100	1,132	4.50%	3.80%	3.30%	3.40%
Retail Trade	4,168	4,399	4,148	3,826	13.80%	13.60%	12.40%	11.60%
Information	1,239	938	754	863	4.10%	2.90%	2.30%	2.60%
Finance, Insurance & Real Estate	2,954	3,267	2,745	2,814	10%	10.10%	8.20%	8.50%
Service	10,713	13,164	15,397	14,838	35.50%	40.70%	46.10%	44.80%
Government	1,047	1,197	1,007	1001	3.50%	3.70%	3.00%	3.00%
<b>Total:</b>	<b>30,101</b>	<b>32,344</b>	<b>33,462</b>	<b>33,112</b>	<b>100%</b>	<b>100%</b>	<b>100%</b>	<b>100%</b>
Resident Employment Reported by Group Occupation	2000	2010	2012					
Management/Professional	11,098	11,935	12,639					
Service	3,472	4,690	6,117					
Sales/Office and Admin Support	9,915	9,930	9,482					
Farming/Fishing/Forestry	4	0	0					
Construction/Extraction/Maintenance	2,574	2,781	2,742					
Production/Transportation/Material Moving	3,038	3,008	2,482					
Employed Residents Working in 1990	Number (#)	Percent (%)	Percent (%)					
Outside the County of Residence	6,527	20.60%	20.60%					

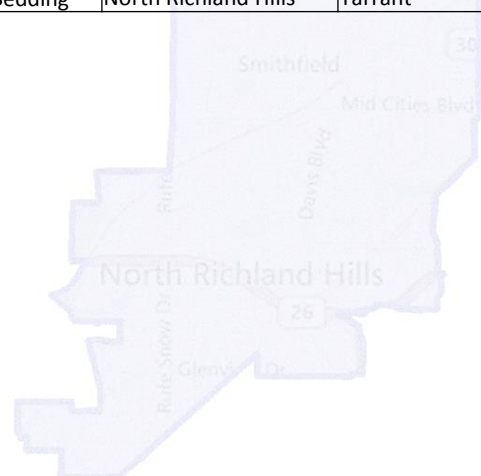
LABOR FORCE CHARACTERISTICS			
Commute Times	Number (#)	Percent (%)	Percent (%)
Less than 15 Minutes	8,296	26.20%	26.20%
15 - 29 Minutes	11,752	37.10%	37.10%
Over 30 Minutes	11,636	36.70%	36.70%
Median	26 minutes		
Labor Participation Rate	Percentage (%)		
Male	55.30%		
Female	44.70%		
Total	100%		
Education & Labor Force	Enrollment	Graduates	
High School (Public/Private) 2/1	4,949	1,029	
Community College (Full-Time) 1	37,060	5,589	

Source  
 U.S. Bureau of Labor Statistics | Local Area Unemployment Statistics Information and Analysis  
 High Schools' Registrar's Offices- BISD 2012  
 Tarrant County College Registrar's Office; Graduate numbers expressed are total numbers 2012



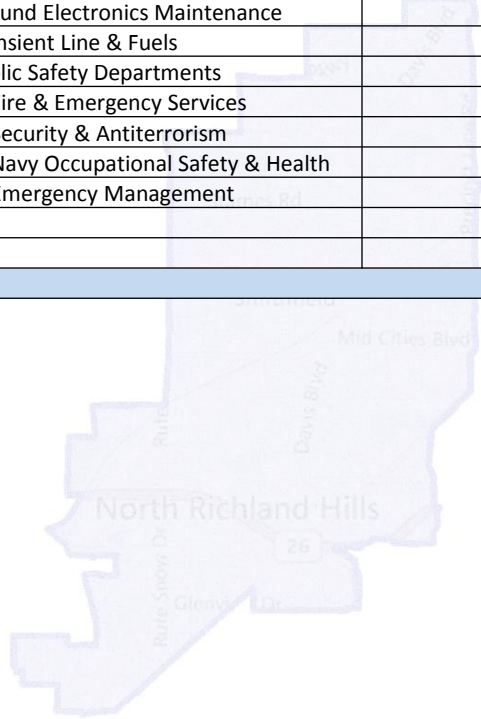
LEADING EMPLOYERS BY ALL SECTORS & INDIVIDUAL SECTORS						
Sector	Company	Location		Product/Service	NAICS Code	Employment
		City	County			
FIRE	Santander Consumer USA, Inc.	North Richland Hills	Tarrant	Automobile Financing	522291	1,343
Health Care	North Hills Hospital	North Richland Hills	Tarrant	Hospital/Medical Care	622110	818
FIRE	HealthMarkets	North Richland Hills	Tarrant	Corporate Headquarters	524114	556
Manufacturing	Tyson Prepared Foods	North Richland Hills	Tarrant	Food Processing Plant	311991	425
Accommodation/Food	Silverleaf Resort	North Richland Hills	Tarrant	Call Center	561422	386
Transportation/Warehousing	Con-Way Freight Inc.	North Richland Hills	Tarrant	Regional Headquarters	484121	290
Manufacturing	Bates Container	North Richland Hills	Tarrant	Corporate Headquarters	322130	180
Health Care	Impel Management Service	North Richland Hills	Tarrant	Facilitator of Medical Services	524114	150
Manufacturing	Fitz Manufacturing	North Richland Hills	Tarrant	Corporate Headquarters	331210	125
FIRE	E Mortgage Logic	North Richland Hills	Tarrant	Corporate Headquarters	522310	125
Manufacturing	Sealy, Stearns, Foster & Bassett Bedding	North Richland Hills	Tarrant	Manufacturing, Mattress/Box Springs	337910	105

Source  
City of North Richland Hills Economic Development Department



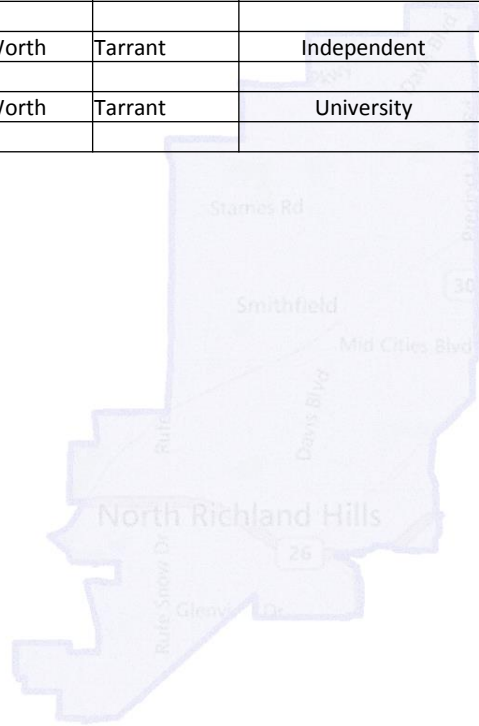
TARRANT COUNTY MILITARY BASE & INSTALLATIONS								
Base/Installation	Branch of Service	Description of Operations	Location City	County	Total Civilian Personnel	Total Military Personnel	Miles from North Richland Hills	Minutes from North Richland Hills
Naval Air Station Fort Worth Joint Reserve Base	Navy Reserve	Air Operations	Fort Worth	Tarrant	1,300+	10,000+	15 Miles	23 Minutes
	Marine Corps Reserve	Air Traffic Control						
	Air Force Reserve	Ground Electronics Maintenance						
	Army Reserve	Transient Line & Fuels						
	Air National Guard	Public Safety Departments						
		Fire & Emergency Services						
		Security & Antiterrorism						
		Navy Occupational Safety & Health						
		Emergency Management						

Source  
Naval Air Station Fort Worth Joint Reserve Base Website



TARANT COUNTY RESEARCH BASE						
Name of Center	Location		Affiliation (e.g. Corporate, Non-Profit, University, Government, etc.)	Research  Specialty	Miles from  North Richland Hills	Minutes from  North Richland Hills
	City	County				
Arayvan Clinical Research	Arlington	Tarrant	Independent	Pharmaceutical Biotechnology	17.9 Miles	28 Minutes
Arlington Research Center	Arlington	Tarrant	University	Automation and Robotics Bioengineering Civil Engineering Computer Science and Engineering Electrical Engineering Industrial and Manufacturing Systems Engineering Materials Science and Engineering Mechanical and Aerospace Engineering	16 Miles	23 Minutes
Baylor All Saints Medical Center Fort Worth	Forth Worth	Tarrant	Univeristy	Asthma and Pulmonary Disease Breast Imaging - Tomosynthesis Cancer Diabetes & Endocrinology Digestive Diseases Geriatrics Gynecology Health Care Heart & Vascular Disease Hyperbaric Medicine Immunology Metabolic Disease Neonatology Neurology Orthopaedics Physical Medicine & Rehabilitation Rheumatology Spine Surgery Transplantation Women's Health	11.1 Miles	22 Minutes

TARANT COUNTY RESEARCH BASE						
Cook Children’s Developmental Pediatrics and Childs Study Center			Non-Profit		9.7 Miles	20 Minutes
				Developmental Disabilities		
				Behavioral and Emotional Problems		
Texas Clinical Research Institute	Arlington	Tarrant	Independent		14.6 Miles	20 Minutes
				Pharmaceutical		
				Biotechnology		
Texas Pulmonary Research Center	Fort Worth	Tarrant	Independent		10.8 miles	21 Minutes
				Pulmonary Diseases		
UNT Health Science Center at Fort Worth	Fort Worth	Tarrant	University		15 Miles	22 Minutes
				Health Related		

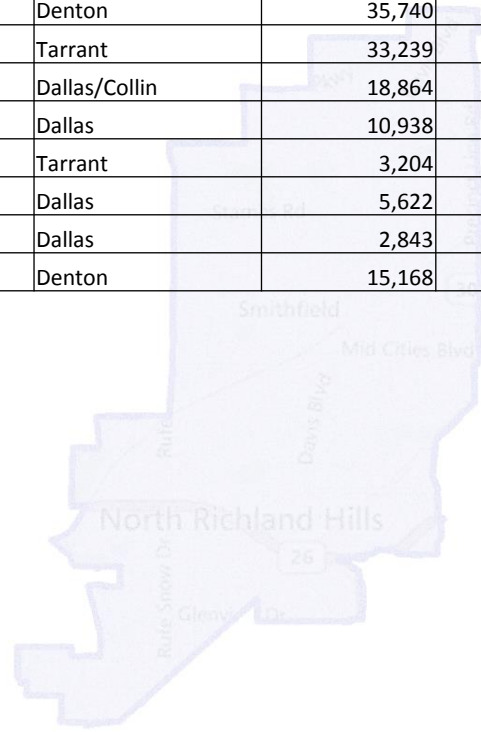


**HIGHER EDUCATION RESOURCES: FOUR YEAR INSTITUTIONS  
ENROLLMENT**

Name of Institution	Location		Enrollment	Under Graduate	Graduate	Miles from North Richland Hills	Minutes from North Richland Hills
	City	County					
Texas Christian University	Fort Worth	Tarrant	9,725	8,456	1,269	15.9 Miles	19 Minutes
University of North Texas	Denton	Denton	35,740	28,911	6,829	35 Miles	38 Minutes
University of Texas at Arlington	Arlington	Tarrant	33,239	25,761	7,478	15.7 Miles	22 Minutes
The University of Texas at Dallas	Richardson	Dallas/Collin	18,864	11,409	1,194	39 Miles	49 Minutes
Southern Methodist University	Dallas	Dallas	10,938	6,192	1,479	31.4 Miles	41 Minutes
Texas Wesleyan University	Fort Worth	Tarrant	3,204	1,794	1,410	14.6 Miles	19 Minutes
Dallas Baptist University	Dallas	Dallas	5,622	3,529	2,093	26.7 Miles	34 Minutes
University of Dallas	Irving	Dallas	2,843	1,337	1,506	19.1 Miles	29 Minutes
Texas Woman's University	Denton	Denton	15,168	9,443	5,725	35 Miles	38 Minutes

Source

College Registrars' Offices Fall 2012





HIGHER EDUCATION RESOURCES: FOUR YEAR INSTITUTIONS			
TOTAL ANNUAL GRADUATES			
Program	Under Graduate	Graduate	Doctoral
Accounting	392	168	4
Advertising	60		
Agricultural Business and Production	72		
Anthropology	85	15	
Architecture and Related Programs		63	
Art	339	50	
Biological Sciences/Life Sciences	13	31	2
Biology	663	43	17
Business Administration	148	840	6
Business Management and Administrative Services	42	388	
Chemistry	87	11	26
Communications	260	39	
Computer Information Systems			
Computer Science	11		
Counseling and Higer Education		115	26
Criminal Justice	405	58	
Early Childhood Education	37		
Economics	165	28	
Education	398	227	30
Educational Administration	369	706	19
Electrical Engineering	66	33	12
Engineering	273	381	45
Engineering-Related Technologies	154	131	8
English	415	40	23
English Language and Literature/Letters			
Fashion, Design	186	4	
Finance	591	76	2
Film, Television, & Digital Media	48		
Foreign Languages and Literatures	234	18	
General Studies	553		
Geology	70	25	
Health & Physical Education			
Health Professions and Related Sciences	83	120	8
Hospitality Management	219	29	
History	416	29	13
Human Resources	12	14	
Information Systems		208	2
Interdisciplinary Studies	564	20	
Journalism	187	21	

HIGHER EDUCATION RESOURCES: FOUR YEAR INSTITUTIONS			
TOTAL ANNUAL GRADUATES			
Kinesiology	530	74	
Liberal Arts and Sciences, General Studies and Humanities		31	
Management	558		3
Marketing	170	13	
Marketing Operations/Marketing and Distribution	202		1
Mathematics	121	24	8
Mechanical Engineering			
Medical Technology	12		
Music	262	134	32
Nursing - Education		43	23
Nursing - Administration			
Nursing	1,729	298	2
Nutritional Sciences	97	64	3
Philosophy and Religion	69	6	3
Physics & Astronomy	28	17	20
Political Science	249	20	4
Psyc - Clinical Psychology		16	10
Psyc - Neuropsychology	5		
Psyc - School Psychology	13	4	7
Psychology	684	288	43
Public Administration and Services	333	166	10
Public Relations	73		
Ranch Management	2		
Reading		18	2
School counseling		16	
Social Sciences and History			
Social Work	259	33	4
Sociology	328	53	15
Spanish	16		
Special Education	54	56	4
Speech Communication	43	174	14
Tech - Ed Human Resource Development			
Tech - Industrial Safety			
Tech - Industrial Technology			
Theatre	103		
Visual and Performing Arts	133	18	6
<b>Award Level Total</b>	<b>13,690</b>	<b>5,497</b>	<b>457</b>

Source

College Registrars' Offices Fall 2012

Texas Christian University, University of Texas Arlington, Texas Woman's University, University of North Texas

\*\*Not Reported

Dallas Baptist University, Southern Methodist University, Texas Wesleyan University

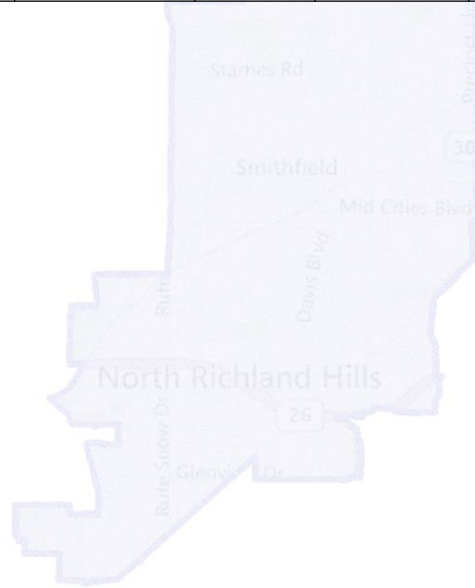
University of Dallas, The University of Texas at Dallas

HIGHER EDUCATIONAL RESOURCES								
COMMUNITY COLLEGES								
Name of Institution	Location		Enrollment			Annual AA Degrees	Miles from North Richland Hills	Minutes from North Richland Hills
	City	County	Total	Full-Time	Part-Time			
Tarrant County College		Tarrant						
Northeast Campus	North Richland Hills/Hurst	Tarrant	16,956	3,313	13,643	1,365	3 Miles	9 Minutes
Northwest Campus	Fort Worth	Tarrant	13,609	2,138	11,471	879	9.8 Miles	12 Minutes
South Campus	Fort Worth	Tarrant	12,574	2,024	10,550	972	18.1 Miles	21 Minutes
Southeast Campus	Arlington	Tarrant	14,390	3,026	11,364	952	24.8 Miles	31 Minutes
Trinity River Campus	Fort Worth	Tarrant	8,407	1,239	7,168	141	11 Miles	13 Minutes

Source

College Registrars' Offices Fall 2012

Graduates Completions Report IPEDS reporting year 2011-12

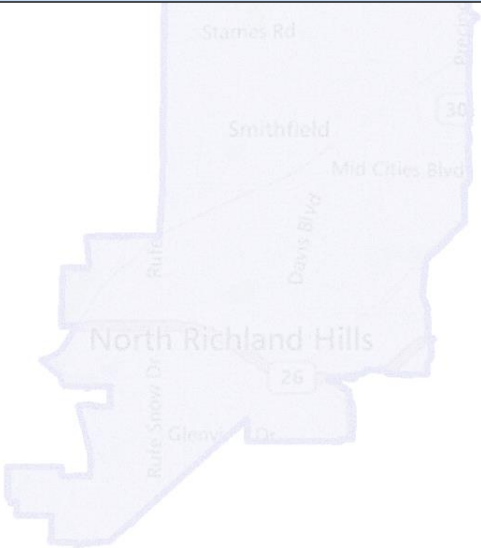


HIGHER EDUCATIONAL RESOURCES: COMMUNITY COLLEGES			
ANNUAL GRADUATE DEGREES			
Program	Number	Program	Number
<b>AWARD TYPE AAS</b>		<b>AWARD TYPE CRT</b>	
Accounting Information Management	27	Accounting Paraprofessional	22
Airframe Maintenance Electric Technology	4	Accounting Technician	60
Application Development	0	Administrative Professional	2
Applied Automotive Technology	3	Advance Architectural CAD Operator	1
Architectural Technology	3	Advance Architectural Tech Skills	1
Automotive Collision Repair	3	Advance IT Project Management	0
Automotive Service Technology	6	Advanced Cisco Support	0
Aviation Maintenance Tech	10	Aircraft Electronic Line Maintenance	6
Bus Admin - Management	1	Application Development	0
Business	66	Architectural CAD Operator	5
Child Development	8	Architectural Paraprofessional	3
Computer-Aided Drafting & Design	19	Audio Production	0
Computer Hardware Technology	2	Automotive Metal Repair	4
Construction Management	6	Automotive Refinishing	7
Construction Technology	0	Aviation Maintenance Tech Airframe	14
Convergence Technology	6	Aviation Maintenance Tech Power plant	12
Criminal Justice	19	Basic Firefighter	67
Culinary Arts	13	Basic Peace Officer Certification	66
Dental Hygiene	23	Business	14
Dietetic Technician	5	CDA	6
Electronics & Telecommunication Tech	4	Child Care Administration	10
Electronics Tech-Computer Hardware	1	Child Nutrition Systems	3
Electronics Tech- Electronics & Telecommunication	0	Chemical Dependency Counselor Intern	22
Electronics Tech-Robotics/Automation	1	Cisco Support NE	53
Emergency Medical Services	4	Computer Graphics	5
Environmental Tech	0	Computer Maintenance	3
Fire Investigation Technology	1	Computer Maintenance Tech	2
Fire Protection Technology	11	Construction Inspection Tech	4
Geographic Info Systems	2	Construction Management	8
Graphic Communication	10	Convergence Technologies	8
Health Information Technology	7	Culinary Nutrition	2
Heating, AC & Refrigerant Technology	11	Database Programming	5
Horticulture	7	Dietary Manager	4
Hospitality Management	9	Dietetics I	1
Info Tech Application/Web Development	19	Electronics Technology	5

HIGHER EDUCATIONAL RESOURCES: COMMUNITY COLLEGES			
ANNUAL GRADUATE DEGREES			
Information Security Technology	16	Engine Analysis Technician	10
Information Technology Support	19	Entry Level Networking Support	0
Legal Assistant	1	Entry Level Security	11
Management	21	Environmental Lab Technician	3
Marketing	8	Event Management	8
Mental Health-Clinical/Counseling Psychology	22	Fashion Merchandising	7
Micro-manufacturing Technology	0	Food Service Supervision	3
Network Technology	1	Game Simulation Programming	2
Nursing	26	Geographic Info Systems	2
Nursing Basic Option	187	GIS/Skills Enhancement	4
Occupational Health & Safety	0	Heavy Line Technician	6
Occupational Safety & Environmental Tech	2	Home Technology Integration	7
Office Administration	16	Horticulture	7
Paralegal Studies	37	Information Technology Support	17
Personal Computer Support	0	Installation Technician	37
Physical Therapist Assistant	19	Interior Construction Design	1
Radio & TV Broadcasting	8	Long Term Care Administration	1
Radiologic Technology	27	Management	19
Real Estate	4	Manufacturing Applications	1
Respiratory Care	24	Manufacturing Technology	1
Robotics & Automation	4	Marketing	12
Sign Language Interpreter	11	Mechatronics Technician	1
Small Business Management	4	Mental Health Social Work	34
Web Development	0	Management of Enterprise Quality	0
Welding Technology	1	Micro-manufacturing Technology	0
<b>Grand Total:</b>	772	Occupational Health & Safety Tech	1
		Office Assistant	16
<b>AWARD TYPE AAT</b>	4	Paralegal Studies	9
Early Childhood Education	9	Paramedic Program	35
Early Childhood Specialization	4	Personal Computer Support	11
4-8 EC-12 Special Education	26	Postal Service Administration	0
8-12 EC-12 Other than Special Education	0	Preschool Child Care Provider	8
Early Childhood Specialization	24	Presentation Graphics	0
E-6		Railroad Dispatcher	10
<b>Grand Total:</b>	67	Real Estate	37
		Restaurant Operations	3

HIGHER EDUCATIONAL RESOURCES: COMMUNITY COLLEGES			
ANNUAL GRADUATE DEGREES			
<b>AWARD TYPE CE</b>		Robotics & Automation	0
Automotive Metal Repair	1	School Age Provider	0
Automotive Refinishing	1	Security Management	1
Basic Firefighter	23	Service Technician	19
Basic Peace Officer Certification	47	Sign Language Communicator	20
Dental Assisting	0	Small Business Management	1
Pharmacy Technology	14	Small Engine Repair	3
Massage Therapy	7	Software Applications	1
<b>Grand Total:</b>	102	Software User	13
		Structural Applications	0
<b>AWARD TYPE FOS</b>		Surgical Technology	19
Business	54	Teacher Assistant	3
Business Field of Study	0	Travel, Tourism, & Entertainment	2
Early Childhood Education	0	UNIX Support & Administration	0
Grade 4-8 Certification	0	Video Production	3
<b>Grand Total:</b>	54	Web Development	6
Source		Welding - Advanced	1
College Registrars' Offices Fall 2012		Welding - Basic	2
Graduates Completions Report IPEDS reporting year 2011-12		Welding Technology	13
		<b>Grand Total:</b>	857

VOCATIONAL/TECHNICAL CENTER RESOURCES EXCLUDING COMMUNITY COLLEGES				
Name of Institution	Location		Miles from North Richland Hills	Minutes from North Richland Hills
	City	County		
Remington College	Fort Worth	Tarrant	6.9 Miles	11 Minutes
DeVry	Fort Worth	Tarrant	11.9 Miles	16 Minutes
Itt Technical Institute	Arlington	Tarrant	14.8 Miles	20 Minutes
The Art Institute of Fort Worth	Fort Worth	Tarrant	19 Miles	24 Minutes
Universal Technical Institute	Irving	Dallas	18.2 Miles	21 Minutes
DeVry	Irving	Dallas	19.1 Miles	27 Minutes



TARRANT COUNTY			
2012 4TH QTR PAYROLL COSTS BY INDUSTRY			
Average Annual Salary by Major Industry	Quarterly Wages	Average Weekly Wage	Number of Employees
Mining, Quarrying, and Oil and Gas Extraction	\$266,526,942	\$2,345	8,768
Utilities	\$68,634,956	\$1,681	3,129
Construction	\$540,103,941	\$1,068	39,104
Manufacturing	\$1,509,691,191	\$1,436	80,983
Transportation and Warehousing	\$841,250,492	\$1,110	59,007
Finance and Insurance	\$716,658,231	\$1,378	40,155
Wholesale Trade	\$635,960,915	\$1,280	38,398
Retail Trade	\$682,417,422	\$577	92,589
Real Estate and Rental and Leasing	\$145,068,559	\$915	12,272
Information	\$201,351,364	\$1,165	13,397
Professional and Technical Services	\$721,259,929	\$1,575	35,586
Management of Companies and Enterprises	\$131,456,415	\$1,651	6,113
Administrative and Waste Services	\$545,724,384	\$719	57,567
Educational Services	\$723,018,398	\$768	72,925
Health Care and Social Assistance	\$1,236,858,958	\$1,012	94,620
Arts, Entertainment, and Recreation	\$95,530,943	\$521	14,598
Accommodation and Food Services	\$346,696,439	\$345	78,242
Other Services, Ex. Public Admin	\$195,383,313	\$621	24,266
Public Administration	\$453,912,688	\$1,266	27,882
Unclassified Establishments	\$2,887,386	\$794	303
<b>Total</b>	<b>\$10,067,798,837</b>	<b>\$974</b>	<b>800,782</b>

Source  
Texas Workforce Commission  
Labor Market Tarrant County



TARRANT COUNTY				
AVERAGE SALARY BY SELECTED OCCUPATION				
Occupation	Average Salary	Entry Salary	Median Salary	Experienced Salary
<b>Professional</b>				
Accountant	\$73,023	\$43,148	\$63,276	\$87,969
Management Trainee	\$101,465	\$57,750	\$90,525	\$123,322
Programmer/Analyst	\$71,176	\$40,341	\$66,711	\$86,594
Engineer (Mechanical)	\$74,290	\$53,854	\$72,716	\$84,509
Web Developer	\$81,119	\$50,991	\$76,179	\$96,183
<b>Retail</b>				
Retail Store Clerk	\$24,481	\$17,014	20712	\$28,214
Stock Room Clerk	\$24,331	\$17,026	\$21,981	\$27,984
Hospitality Clerk	\$20,010	\$16,110	\$18,750	\$21,960
<b>Clerical</b>				
Customer Service Rep.	\$32,239	\$21,813	\$29,836	\$37,452
Telesales Rep.	\$24,159	\$16,647	\$19,718	\$27,915
Data Entry Clerk	\$28,629	\$20,637	\$26,806	\$32,625
Executive Secretary	\$43,802	\$29,818	\$42,464	\$50,794
Accounting Clerk	\$34,616	\$24,524	\$33,863	\$39,662
Word Processor	\$27,285	\$20,753	\$26,374	\$30,551
<b>Unskilled</b>				
General Laborer	\$25,380	\$19,500	\$24,475	\$28,319
Warehouse Person	\$23,766	\$17,594	\$22,543	\$26,852
Hand Packer	\$22,831	\$16,942	\$18,743	\$25,775
Material Handler	\$23,766	\$17,594	\$22,543	\$26,852
Light Assembly	\$22,624	\$17,247	\$20,421	\$25,312
<b>Semi-Skilled</b>				
Machine Operator	\$37,858	\$18,700	\$28,352	\$47,437
Fork Lift Operator	\$27,527	\$21,113	\$27,030	\$30,734
<b>Skilled</b>				
Machine Maintenance	\$41,351	\$24,842	\$38,791	\$49,606
Tool & Die	\$52,748	\$34,703	\$55,666	\$61,770
Machinist	\$39,063	\$21,179	\$37,040	\$48,005
Welder	\$32,933	\$24,343	\$31,579	\$37,228

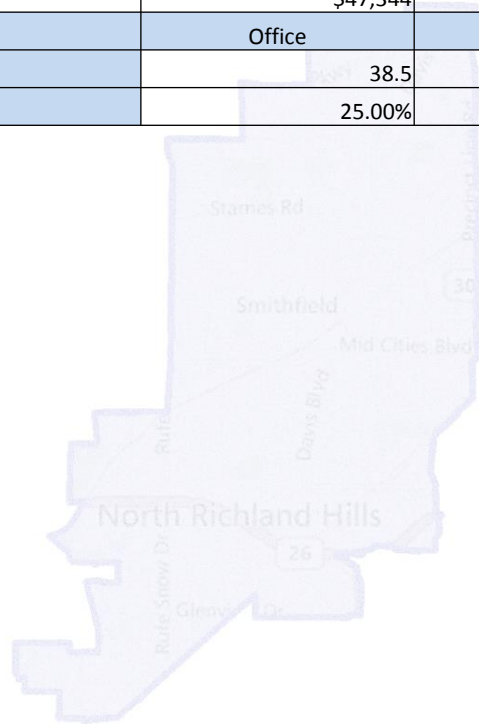
TARRANT COUNTY				
AVERAGE SALARY BY SELECTED OCCUPATION				
Technical				
Numerical Control Machine Programmer	\$46,109	\$30,561	\$45,209	\$53,883
Electronic Technician	\$41,517	\$31,215	\$38,817	\$46,667
Medical Laboratory Technician	\$34,398	\$25,710	\$32,309	\$38,741
Network Technician	\$47,344	\$31,655	\$43,856	\$55,189
	Office	Manufacturing		
Average Work Week in Hours	38.5	44.3		
Annual Average Turnover %	25.00%	2.00%		

Source

Texas Workforce Commission

Texas Industry Profiles June 2013 Survey

Labor Market Tarrant County



<b>WORKERS COMPENSATION &amp; UNEMPLOYMENT INSURANCE (2013)</b>	
<b>Workers Compensation</b>	
Average Cost for All Manufacturing per \$100 Payroll	
Fabricated Products (code 4452)	\$3.56
Machinery Manufacturing (code 3507)	\$4.70
Metal Goods Manufacturing (code 3066)	\$6.74
Average Cost for Office Workers (code 8810)	\$0.29
Maximum Weekly Benefit (10/1/12- 09/30/13)	\$817.94
<b>Unemployment Insurance</b>	
Taxable Base	\$9,000
Minimum Tax Rate %	0.54%
Maximum Tax Rate %	7.35%
Average Tax Rate %	1.82%
Average Experience Tax Rate %	1.71%
Maximum Weekly Benefit	\$750

Source

Texas Department of Insurance "Basis of Workers Compensation Rates" 6/1/2013 relativities


<http://www.tdi.texas.gov/wc/regulation/wcrates11.html>

Texas Department of Insurance "State Average Weekly Wage/Maximum and Minimum Weekly Benefits"

<http://www.tdi.texas.gov/wc/employee/maxminbens.html>

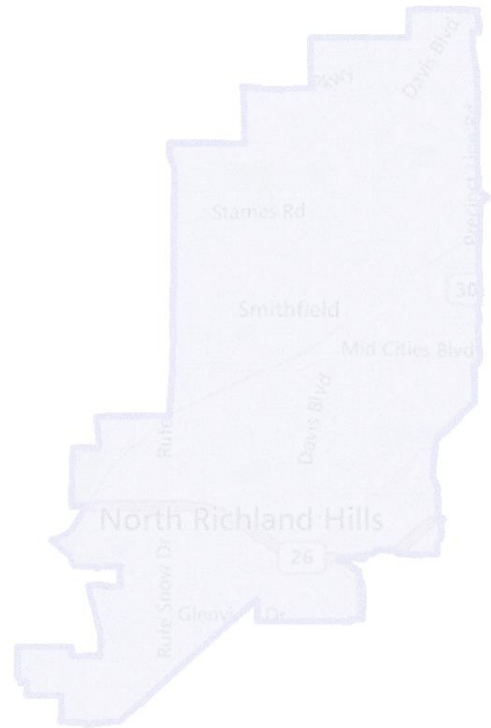
Texas Workforce Commission "Tax Rates"

<http://www.twc.state.tx.us/ui/tax/unemployment-tax-rates.html#government>



**STATE OF TEXAS**  
**LABOR - MANAGEMENT RELATIONS**

Is the State Right to Work	Yes	
----------------------------	-----	--



TARRANT COUNTY TRANSPORTATION		
Distance in Miles to the Five Nearest Metro Areas		
Metro Area	Miles	United States Metropolitan Ranking
1. Dallas–Fort Worth–Arlington, TX	Located In	4
2. Houston–Sugar Land–Baytown, TX	267 miles	5
3. San Antonio–New Braunfels, TX	247 miles	24
4. Austin–Round Rock–San Marcos, TX	182 miles	34
5. Oklahoma City, OK	198 miles	43
<b>Highways</b>		
Interstate: 820, 35W, 30, 20, 35E,		
U.S. Highways 81,287, 377		
State Highways: 10, 26, 114,121,183,199,360 FM 1938		
<b>Motor Carriers/Trucks</b>		
# of Common Carriers Serving the Area	15	
# of Common Carriers with Local Terminals	0	
<b>Railroads (by Rail Carrier)</b>		
Name: (Union Pacific/Kansas City Southern/Burlington Northern Santa Fe)	UP-12.2Miles, KCS-38.4 Miles, BNSF-7.6 Miles	
Main or Branch Line	Main	
Shortline or National	National	
Nearest Switching Yard (miles)	15 Miles	
Amtrak Stations- Fort Worth	12.2 Miles	
<b>Commercial Airport/General Aviation</b>		
<b>Dallas/Fort Worth International Airport</b>	<b>Fort Worth Alliance Airport</b>	
<b>Location:</b> Irving, Eules, Grapevine, and Coppell	<b>Location:</b> Fort Worth	
<b>Hub Status</b>	<b>Hub Status</b>	
American Airlines	FedEx Express	
Spirit Airlines		
UPS Airlines		
<b>Distance from the Community in Miles:</b> 16.6 Miles	<b>Distance from the Community in Miles:</b> 16.3 Miles	
<b># of Runways:</b> 7	<b># of Runways:</b> 2	
<b>Runway Lengths</b>	<b>Runway Lengths</b>	
17L/35R is 8,500 feet long	Runway 16L / 34R 9,600 x 150 feet	
17C/35C is 13,400 feet long	Runway 16R / 34L 8,200 x 150 feet	
17R/35L is 13,400 feet long	Runway extension to 11,000 feet underway	
18L/36R is 13,400 feet long		
18R/36L is 13,400 feet long		
13L/31R is 9,000 feet long		
13R/31L is 9,300 feet long		

**TARRANT COUNTY  
TRANSPORTATION**

**Passenger - Daily Passengers: Approximately 158,375**

- American Airlines
- American Eagle
- Air Canada
- British Airways
- Cayman Airways
- Emirates
- KLM
- Korean Air
- Lufthansa
- QANTAS
- Sun Country Airlines
- TACA
- Alaska Airlines
- Continental Airlines
- Delta Air Lines
- Frontier Airlines
- JetBlue
- Spirit Airlines
- United Airlines
- US Airways
- Virgin America

**Charter: Yes**

**Air Cargo/Carriers**

**2011 Total Cargo: 652,655 U.S. tons**

- ABX Air
- Air China Cargo
- Air Transport International
- Ameriflight
- British Airways World Cargo
- Cathay Pacific Cargo
- China Airlines Cargo
- China Cargo Airlines
- EVA Air Cargo
- FedEx Express
- KLM Cargo
- Korean Air Cargo
- Lufthansa Cargo
- Singapore Airlines Cargo
- Southern Air
- Tradewinds Airlines
- UPS Airlines

**Charter: Yes**

**Air Cargo/ Carriers**

- American Airlines
- Bell Helicopter
- Dallas Jet International
- Executive Jet Management
- FAA AFS Flight Program Office
- FedEx Southwest Regional Hub
- Peregrine Point
- Solairus Aviation
- US Customs and Border Protection

**TARRANT COUNTY  
TRANSPORTATION**

<b>Approved Capital Expansion Plan</b>	
Terminal Renewal and Improvement Program (TRIP)	
\$1.9 Billion over Seven Years	
Scheduled to begin in February 2011	
<b>Six Largest Cities Served</b>	
More than 173 domestic and international non-stop destinations	
1 Tokyo, Japan	
2 Mexico City, Mexico	
3 New York, NY, USA	
4 Sao Paulo, Brazil	
5 London, Great Britain	
6 Los Angeles, CA, USA	
<b># of Days Closed to Inclement Weather for the Last 3 Years: 0</b>	
<b>Hours of Operation: 24-Hour</b>	<b>Hours of Operation: 24-Hour</b>

<b>Ports</b>	
<b>Nearest Port (Name, City, Miles from Area)</b>	Houston Port Authority, Houston TX- 297 Miles
<b>River, Lake or Ocean</b>	Ocean
	The Port of Houston is made up of the public terminals owned, managed
	and leased by the Port of Houston Authority, and the 150-plus private
	industrial companies along the 52-mile long Houston Ship Channel. Each year,
	more than 200 million tons of cargo move through the Port of Houston,
	carried by more than 7,700 vessel and 150,000 barge calls.
<b>Channel Depth</b>	45 feet deep and 530 feet wide
<b>Turning Basin</b>	<a href="http://www.portofhouston.com/about-us">http://www.portofhouston.com/about-us</a>
<b>Barging Facilities</b>	Yes
<b>General Cargo Facilities</b>	Yes
<b>Containerized Facilities</b>	Yes
<b>Storage Facilities</b>	
<b>Highways Serving Port</b>	Interstate: 10, 45, 610, U.S. Highways: 59,90,290
<b>Railways Serving Port</b>	Union Pacific/Burlington Northern Santa Fe
<b># of Freight Forwarders Serving Area</b>	Hundreds of freight carriers, forwarders, and brokers serve the Houston port area
<b># of Import/Export Brokers Serving Area</b>	
<b># of International Courier Firms Serving Area</b>	

**TARRANT COUNTY  
TRANSPORTATION**

Foreign Trade Zones in Area

<b>Designation:</b> Foreign Trade Zone # 39	<b>Designation:</b> Foreign Trade Zone # 168	<b>Designation:</b> Foreign Trade Zone # 196
<b>Grantee:</b> Dallas/Fort Worth International Airport Board	<b>Grantee:</b> Metroplex International Trade Development Corporation	<b>Grantee:</b> Alliance Corridor, Inc.
<b>Site/Location:</b> Irving, Euless, Grapevine, and Coppell	<b>Site/Location:</b> Dallas	<b>Site/Location:</b> Fort Worth
<b>Operator:</b> Dallas/Fort Worth International Airport Board	<b>Operator:</b> Operating Company of Texas	<b>Operator:</b> Hillwood Development Corporation
<b>Contact:</b> Michael Pyles (972) 973-4653	<b>Contact:</b> (Ms.) Lou Thomas (972) 915-0083	<b>Contact:</b> Steve Boecking (817) 224-6050
<b>Distance from the Community in Miles:</b> 16.6 Miles		<b>Distance from the Community in Miles:</b> 16.3 Miles

Custom Port of Entry in the Area

<b>Name</b>	Dallas/Fort Worth International Airport Alliance Airport	Fort Worth
<b>Site Location (City &amp; Street Address:</b>	Irving, Euless, Grapevine, and Coppell	Fort Worth
<b>Indicate it at a Port, Airport, FTZ, Bridge, etc.)</b>	Airport	

Warehouses

# of Bonded Warehouses in the Area	Unknown
# of Public Warehouses in the Area	

Overnight Express Service Availability

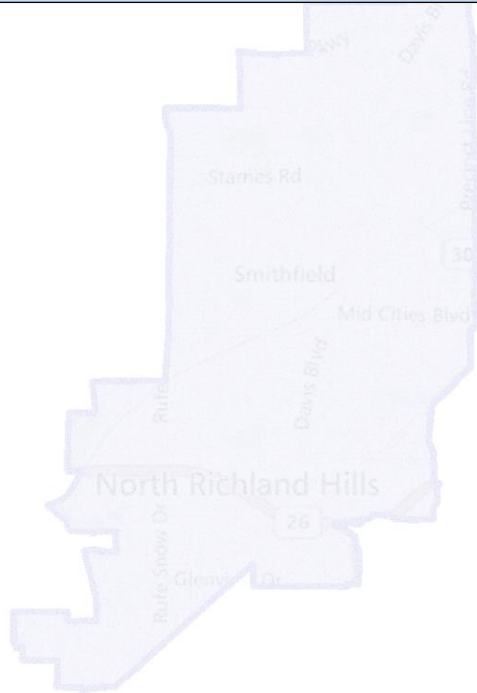
<b>Fed-Ex</b>	
Hub Classification	
Latest Pick-Up Time	7:00pm
Earliest Delivery	8:30am
Next Day Delivery Guarantee	Yes
Saturday Delivery	Yes
Zone Classification	
<b>UPS</b>	
Hub Classification	
Latest Pick-Up Time	6:00pm
Earliest Delivery	8:30am
Next Day Delivery Guarantee	Yes
Saturday Delivery	Yes
Zone Classification	
<b>DHL</b>	
Hub Classification	
Latest Pick-Up Time	6:00pm
Earliest Delivery	8:30am
Next Day Delivery Guarantee	Yes
Saturday Delivery	Yes
Zone Classification	



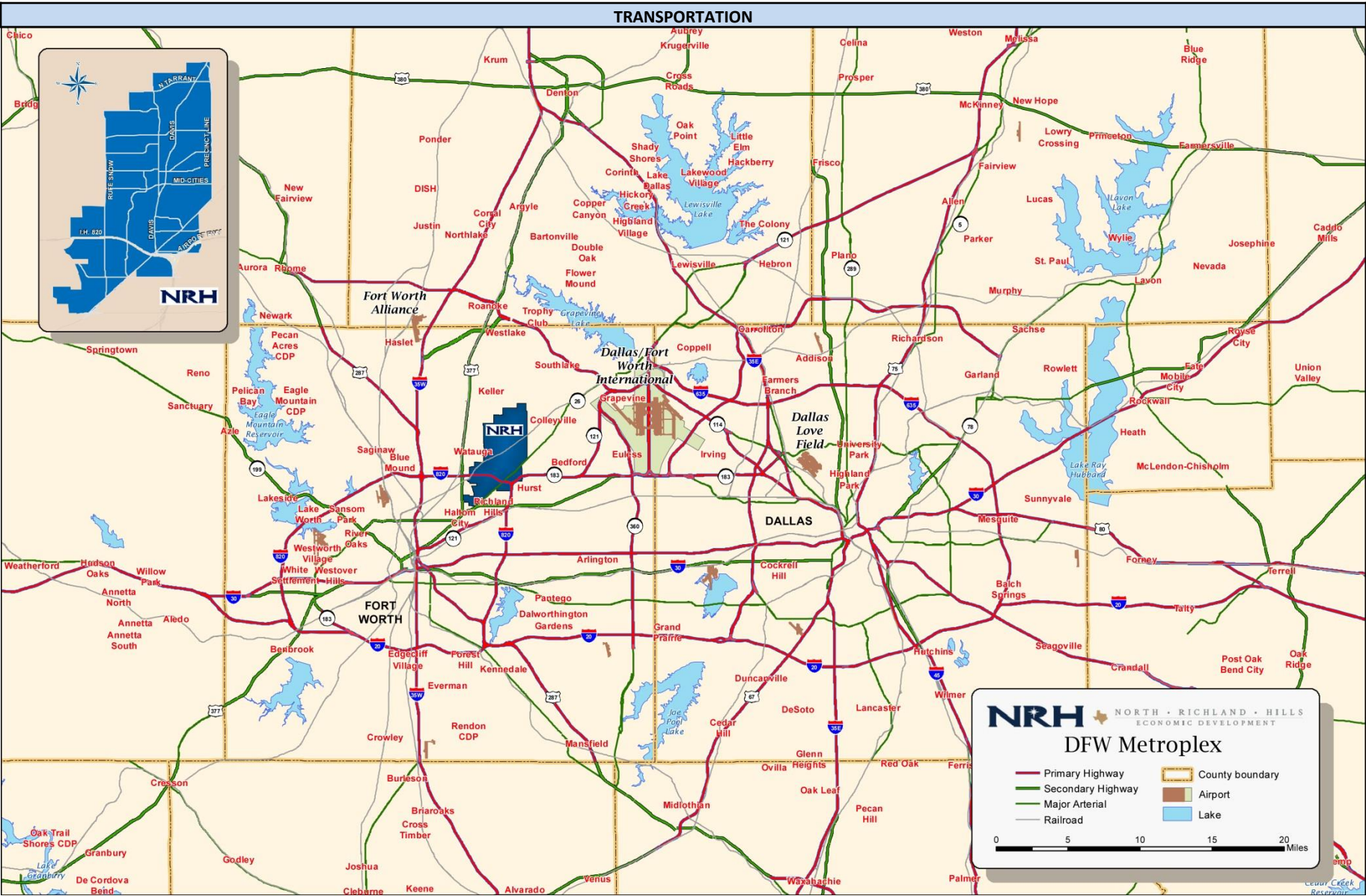
**TARRANT COUNTY  
TRANSPORTATION**

United States Post Office	
Nearest General Mail	6051 Davis Blvd, North Richland Hills, TX 76180-6385
Latest Pick-Up Time	Mon-Fri 6:00pm, Sat 4:30pm
Earliest Delivery	Mon-Sat 10:30am
Next Day Delivery (specify States)	In most contiguous states
Nearest Bulk Mail Facility	6051 Davis Blvd, North Richland Hills, TX 76180-6385

Source  
 2012 Dallas/Fort Worth International Airport  
 Alliance.com  
 Railhead Properties, Inc.  
 Houston Port Authority  
 Import Administration Website



**TRANSPORTATION**



**NRH** NORTH • RICHLAND • HILLS  
ECONOMIC DEVELOPMENT

**DFW Metroplex**


- Primary Highway
- Secondary Highway
- Major Arterial
- Railroad
- County boundary
- Airport
- Lake

0 5 10 15 20 Miles

OCCUPANCY/SUPPLY		
<b>Occupancy</b>		
Properties:	884	
*Existing:	548 of 574	
Spaces:	286	
Existing RBA:	8,910,822 SF	
Vacant:	1,129,776	13%
Occupied:	7,781,046	87%
Leased:	7,879,810	88%
<b>Availability</b>		
Vacant Avail:	1,104,881	12%
Total Avail:	1,713,248	19%
Direct Avail:	1,583,326	18%
Sublet Avail:	129,922	1%
Average Time:	32.6 Months	
<b>Leasing Activity</b>		
Leasing YTD:	81,545	1%
Net Abs YTD:	111,253	1%
<b>Direct Gross Rent</b>		
Office Range:	\$5.45-\$31.39 / yr	
Office Avg:	\$17.37 / yr	

Source

CoStar 2013 Q2



**QUALITY OF LIFE**
**Climate**

Average Daily Temperature	High	Low	Average
July	95.8	72.6	76.2
January	55	31.8	53.2
	Annual Average		
Rainfall in Inches	77		
Snowfall in Inches	0.4		
Wind Speed in Miles per Hour (Annual Average)	10.7		
Number of Days Sunny or Partly Sunny	61%		
Elevation (Mean Feet Above Sea Level)	Range	Average	
	500 to 800 feet	670 feet	

**Personal Income Tax (RATE in Ranges)**
**Rate Range**

State	N/A	
Local	N/A	
<b>Local Occupation Tax</b>	<b>Rate Range</b>	<b>Basis</b>
City Residents	N/A	N/A
Non-City Residents	N/A	N/A

**Sales Tax**

State Rate	6.25%
Local Rate	2.00%

**Housing**

Number of Homes on the Market	Single Family	Townhouses & Condominiums
	386	2
Average Selling Prices	New & Existing	
Single Family Home 3,500 Sq. Ft.-4 Bedrooms	\$417,762	
2,500 Sq. Ft. - 3 Bedrooms	\$253,312	
Townhouse 1,500 Sq. Ft. - 2Bedrooms	N/A	
Condominiums 1,200 Sq. Ft. 2- 2 Bedrooms	N/A	
Number of Single Family Homes for Sale by Price		
Under - \$150,000	129	
\$150,001 - \$200,000	61	
\$200,000 - \$250,000	42	
\$250,001 - Over	157	
Rentals	Average Monthly	
Executive Style 3,000 Sq. Ft. - 3 Bedroom Home	\$1,995	

**QUALITY OF LIFE**

**Education**

Number of School Districts	2	
Central City & Selected Suburban School Districts	Birdville Independent School District	Keller Independent School District
Elementary School Enrollment	16,753	23,365
Secondary School Enrollment	6,688	9,284
Spending per Student		
Total	\$8,059	\$7,204
Instructional	\$5,031	\$4,564
Overall Student Teacher Ratios	15.8	16.5
7th Grade Standard Achievement Test Results		
Test Name	TAAS	TAAS
Average Score	71% Passing	88% Passing
ACT		
Average Score	21.7	22.9
SAT		
Average Score	1019	1050
ACT/SAT % of Students Taking the Test	56.70%	70.40%
% of High School Seniors		
Attending College	75%	82%
Entering the Labor Market	25%	18%
Mandatory Competency Testing for High School Graduation (Yes or No)	Yes	Yes
If Yes, % of Students Passing on First Attempt	92%	97%
Science & Technology Magnet Schools	1	0
Specialized High Schools	0	0
Tech Prep Programs	Yes	Yes
Occupational Clusters or Career Pathways	Yes	Yes
Vocational high Schools	1	1
Private Schools		
Elementary School Enrollment		
# of Schools	2	N/A
Total Enrollment	N/A	N/A
Average Annual Tuition	\$8,997	N/A
Secondary School Enrollment	Fort Worth Christian	N/A
# of Schools	1	N/A
Total Enrollment	356	N/A
Average Annual Tuition	\$11,600	N/A

**QUALITY OF LIFE**

**Health Care**

North Richland Hills Hospitals	North Hills Hospital -HCA Affiliate	# of Beds: 176	
Tarrant County Hospitals	20		
# of Outpatient Clinics	9		
# of Physicians & Dentists in the Area	Physician	Dentists	
	59	21	
North Richland Hills			
Ratio per 1,000 Population			
Crime Rate per 100,000 Inhabitants	Property	Violent	Total
	1.89%	0.19%	2.08%
# of Enclosed Regional Malls	23		
# of North Richland Hills Religious Institutions	Protestant	Catholic	Other
	32	2	7

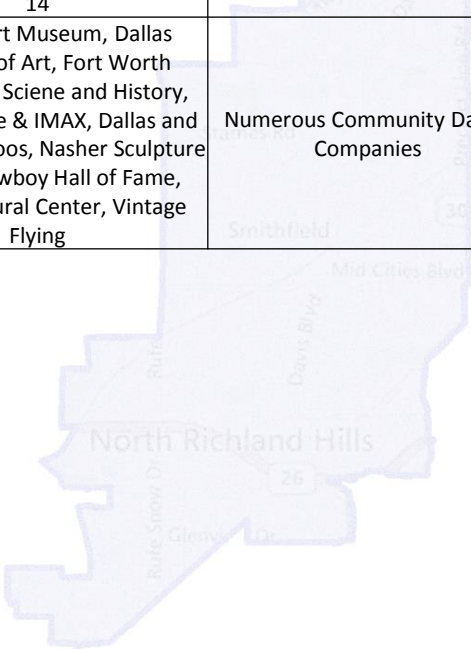
**Sports**

Major & Minor for College & Professional Teams	College		Professional	
	Major		Major	Minor
Football	Texas Christian University	Southern Methodist University	Dallas Cowboys	
	University of North Texas			
Baseball	Texas Christian University	Dallas Baptist University	Texas Rangers	Fort Worth Cats
	University of Texas at Arlington	The University of Texas at Dallas		Grand Prairie AirHogs
	Texas Wesleyan University	University of Dallas		
Basketball	Texas Christian University	Dallas Baptist University	Dallas Mavericks	Texas Legends
	University of Texas at Arlington	The University of Texas at Dallas		
	Texas Wesleyan University	University of Dallas		
	Southern Methodist University	University of North Texas		
Soccer	University of North Texas	The University of Texas at Dallas	Dallas Stars	Texas Brahmas
	Southern Methodist University	Texas Wesleyan University		
	Dallas Baptist University	University of Dallas		



QUALITY OF LIFE					
Culture					
Top Five Annual Event	Event		Dates		
	State Fair of Texas		September – October		
	Fort Worth Stock Show & Rodeo		January - February		
	Crowne Plaza Invitational at Colonial		May		
	Easter in the Park		March (NRH)		
	Family 4th Fireworks Show		July 4th (NRH)		
# Of Cultural Places & Amenities	Museums	Dance Companies	Symphony Orchestras	Opera Companies	Theater Companies
	14		2	2	
Recreational Outlets (DFW Metroplex counties- Collin County, Dallas County, Delta County, Denton County, Ellis County, Hunt County, Johnson County, Kaufman County, Palo Pinto County, Parker County, Rockwall County, Tarrant County)	Kimbell Art Museum, Dallas Museum of Art, Fort Worth Museum of Sciene and History, Science Place & IMAX, Dallas and Fort Worth Zoos, Nasher Sculpture Center, Cowboy Hall of Fame, Latino Cultural Center, Vintage Flying	Numerous Community Dance Companies	Dallas Symphony Orchestra, Fort Worth Symphony Orchestra	Bass Performance Hall (Fort Worth Opera), Winspear Opera House (Dallas Opera)	Dallas Theater, Case Manana, Dallas Childern's, Theater, and numerous community theaters

Source  
<http://www.weatherbase.com/weather-Years on Record: 65>  
<http://www.ncdc.noaa.gov-Years on Record: 17>  
<http://lwf.ncdc.noaa.gov-Years on Record: 49>  
<http://www.trulia.com>  
 Association of American Medical Colleges  
 Buxton Customer Analytics



<b>TAXATION</b>		
<b>Corporate Income Tax/Franchise Tax</b>	<b>State of Texas</b>	<b>Local</b>
Rate (range)	The franchise tax rates are: 1.0% (.01) for most entities 0.5% (.005) for qualifying wholesalers and retailers* 0.575% for those entities with \$10 million or less in Total Revenue (annualized per 12 month period on which the report is based) electing the E-Z Computation	
Formula (e.g. Sales, Property & Payroll)	The greater of: \$2.50 per \$1,000 of net taxable capital or 4.5% of the net taxable earned surplus	
Federal Taxes Deductible	0	0
Accelerated Depreciation Permitted (Yes or No)	No	No
<b>Personal Income Tax</b>	<b>State of Texas</b>	<b>Local</b>
Rate (Range)	N/A	N/A
Earned Income	N/A	N/A
Unearned Income (e.g. Dividend)	N/A	N/A
<b>Local Occupation Tax (Paid by Employee)</b>	<b>Rate</b>	<b>Basis</b>
City Residents	N/A	N/A
Non-City Residents	N/A	N/A
<b>Local Wage Tax (Paid by Employer)</b>	<b>Rate</b>	<b>Basis</b>
City Residents	N/A	N/A
Non-City Residents	N/A	N/A
<b>Gross Receipts Tax Rate by Type of Business</b>		
A gross receipts tax does not apply to manufacturing companies. A gross receipts tax applies to utility companies and mixed beverages.		
<b>Sales/Use Tax Rate</b>		
State of Texas	6.25%	
City of North Richland Hills General Fund	1%	
City of North Richland Hills Park & Recreation Facilities Development Corporation	0.5%	
City of North Richland Hills Crime Control & Prevention District	0.5%	
<b>Total</b>	<b>8.25%</b>	



**TAXATION**

Real & Personal Property Tax Rates Per \$100  
for Jurisdictions Featuring Major Employment Centers

City of North Richland Hills	\$0.570000	\$0.570000
Tarrant County	\$0.264000	\$0.264000
Birdville Independent Shool District	\$1.435000	
Keller Independent Shool District		\$1.5400000
JPS - Tarrant County Hospital District	\$0.227897	\$0.227897
Tarrant County College	\$0.148970	\$0.148970
Effective Rate per \$100	\$2.645867	\$2.750867

State Property Tax Effective Rate per \$100

Real Property (land/building)	No
Personal Property (machinery/equipment)	No

Subject to Personal Property Tax

<b>Freeport Legislation (Triple Freeport)</b>	<b>Yes</b>
---	------------

Source  
Texas Comptroller Office  
Tarrant Appraisal District (TAD)  
(\*Some North Richland Hills residents pay Keller ISD taxes. rather than Birdville ISD taxes. The Keller ISD tax rate is \$1.54 per \$100 property valuation.)

